

2021

TOWN OF BERTHOUD

BUDGET

OVERVIEW

Berthoud -
Colorado's Garden Spot

BACKGROUND: The purpose of this brief is to provide a snapshot of the 2021 Budget key elements. The Budget Overview highlights the Town Budget and any important changes for 2021.

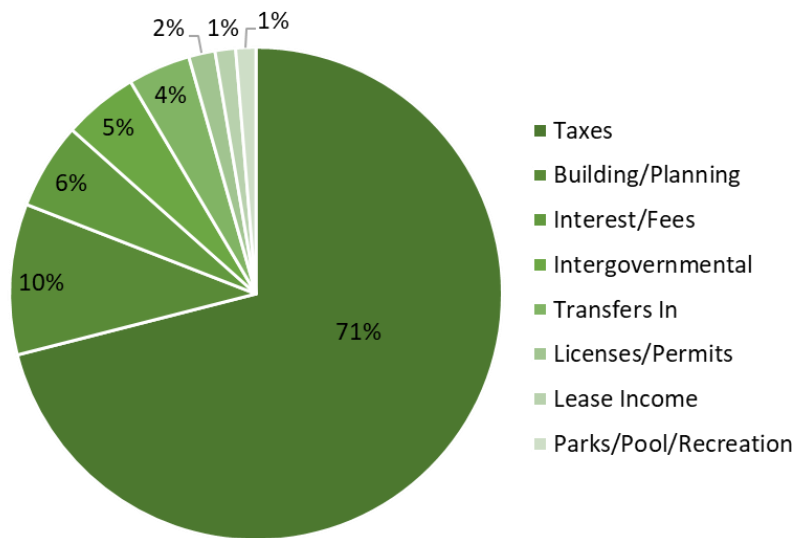
2021 BUDGET PREPARATION:

- Funding Continuation of Services
- Funding Expansion of Services
- Funding Priorities included in the Budget

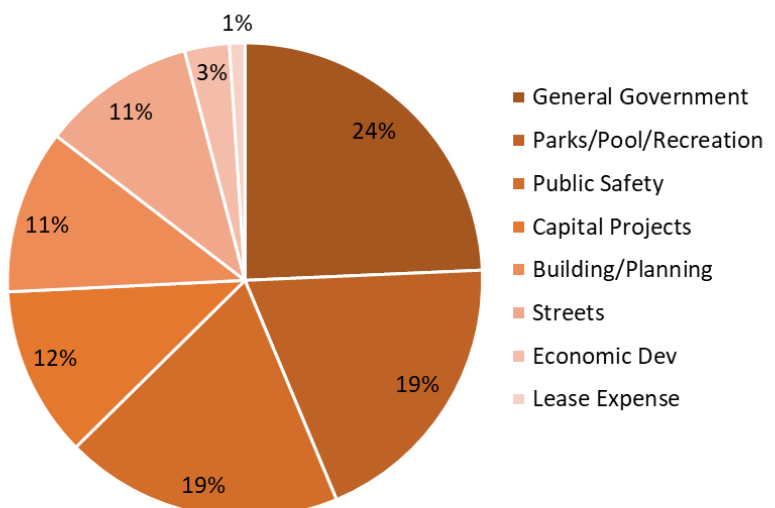


General Fund Beginning Balance:	\$9,191,836
Estimated 2021 General Fund Revenue:	\$8,607,788
Estimated 2021 General Fund Expenditure:	\$8,649,548
Estimated 2021 Emergency Reserves:	\$ 258,234
Estimated Ending Fund Balance:	\$8,891,842

Estimated 2021 General Fund Revenue



Estimated 2021 General Fund Expenditures



2021

Town of Berthoud GENERAL FUND BUDGET HIGHLIGHTS

- Comprehensive Plan completion
- Façade grant program for Downtown Businesses
- Architectural Standards updates for construction
- Bein Park Fitness Trail equipment replacement
- Dark Sky retrofit for Downtown street lights
- Electric Vehicle charging stations at rec center
- Street Sweeper

2021

Town of Berthoud WATER & WASTEWATER BUDGET HIGHLIGHTS

- New water storage reservoir plan
- Water Conservation program
- Improvements to Berthoud Reservoir
- Utility rate study



2021

Town of Berthoud SPECIAL FUND BUDGET HIGHLIGHTS


- Open Space master plan
- Picnic pavilion at Robert's Lake Park
- South Berthoud Parkway trail
- Bike lane striping
- Downtown sidewalk replacement project
- Sidewalk cost share program
- 1st Street Round-a-bout refurbishment
- Transit study
- Completion of Rec Center at Waggener Farm Park

Nearly \$28 million in new projects and master plans!




SPECIAL FUNDS


The Town of Berthoud accepts payments for and incurs expenses for eleven special funds.

Public Facilities


Beginning Balance	\$1.4M
Revenues	\$469K
Expenditures	\$290K
Ending Balance	\$1.6K

Cemetery


Beginning Balance	\$ 94K
Revenues	\$ 68K
Expenditures	\$ 57K
Ending Balance	\$105K

Recreational MJ Tax


Beginning Balance	\$381K
Revenues	\$381K
Expenditures	\$650K
Ending Balance	\$112K

Park Development


Beginning Balance	\$810K
Revenues	\$654K
Expenditures	\$881K
Ending Balance	\$583K

Conservation Trust


Beginning Balance	\$ 86K
Revenues	\$256K
Expenditures	\$294K
Ending Balance	\$ 48K

BATS Transportation


Beginning Balance	\$516K
Revenues	\$162K
Expenditures	\$253K
Ending Balance	\$425K

1998 1% Sales Tax


Beginning Balance	\$866K
Revenues	\$1.9M
Expenditures	\$2.1M
Ending Balance	\$666K

Park Dedication


Beginning Balance	\$1.5M
Revenues	\$197K
Expenditures	\$860K
Ending Balance	\$837K

Larimer Open Space

Beginning Balance	\$804K
Revenues	\$406K
Expenditures	\$915K
Ending Balance	\$295K

Road Impact

Beginning Balance	\$1.7M
Revenues	\$693K
Expenditures	\$1.9M
Ending Balance	\$493K

2019 1% Sales Tax

Beginning Balance	\$335K
Revenues	\$21.1M
Expenditures	\$20.7M
Ending Balance	\$375K

WATER
AND
WASTEWATER
FUNDS

Wastewater Operations	
Beginning Balance	\$3.4M
Revenues	\$2.8M
Expenditures	\$3.3M
Ending Balance	\$2.9M

Wastewater Capital	
Beginning Balance	\$10.8M
Revenues	\$ 1.7M
Expenditures	\$ 1.9M
Ending Balance	\$10.6M

Water Resources	
Beginning Balance	\$13.3M
Revenues	\$ 1.5M
Expenditures	\$ 6.2M
Ending Balance	\$ 8.6M

Water Operations	
Beginning Balance	\$2.8M
Revenues	\$3.2M
Expenditures	\$4.2M
Ending Balance	\$1.8M

Water Capital	
Beginning Balance	\$7.1M
Revenues	\$2.3M
Expenditures	\$900K
Ending Balance	\$8.5M

Storm Water Operations	
Beginning Balance	\$701K
Revenues	\$454K
Expenditures	\$505K
Ending Balance	\$650K

Storm Water Capital	
Beginning Balance	\$2.2M
Revenues	\$462K
Expenditures	\$495K
Ending Balance	\$2.2M



Chris Kirk
Town Administrator

807 Mountain Avenue
Berthoud, CO 80513

970-532-2643