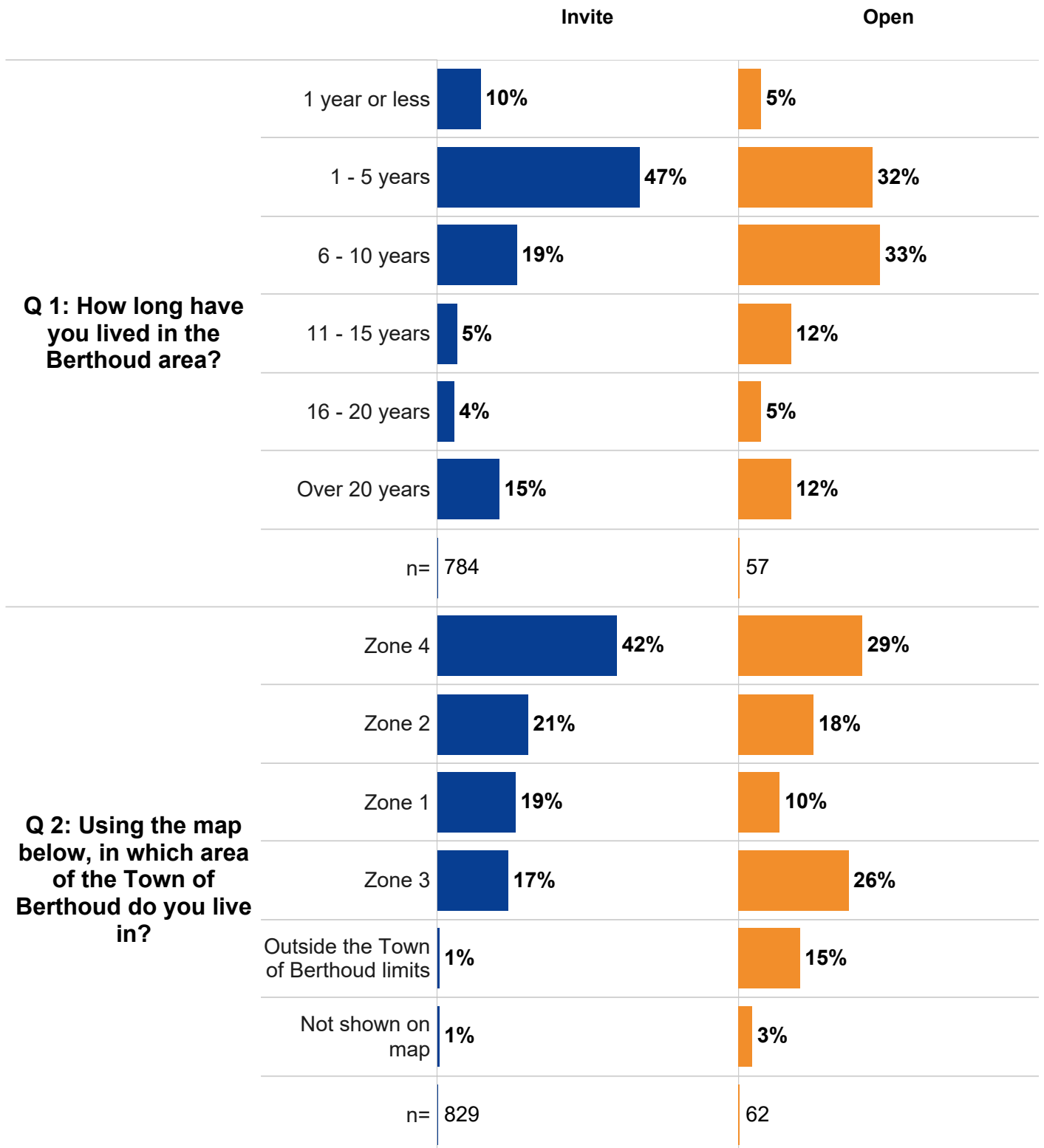


Berthoud Parks, Open Space, Recreation and Trails Survey 2024



Source: RRC

Berthoud Parks, Open Space, Recreation and Trails Survey 2024



Q 5: On a scale of 1 to 5, how knowledgeable/familiar are you and your household with parks and recreation facilities, programs, and services the Town provides?

| src | Avg. | n= | NOT AT ALL FAMILIAR 1 | 2 | 3 | 4 | VERY FAMILIAR 5 |
|--------|------|-----|--------------------------|-----|-----|-----|--------------------|
| Invite | 3.4 | 797 | 4% | 14% | 35% | 30% | 16% |
| Open | 3.8 | 62 | 3% | 6% | 29% | 31% | 31% |

Q 6: How frequently do you use the following public facilities and parks in Berthoud?

| Rating Category | src | Avg. | n= | A few times a month | A few times a year | At least once a month | At least once a week | Have not visited |
|--------------------------------------|--------|------|-----|------------------------|-----------------------|-----------------------------|----------------------------|---------------------|
| Downtown Skate Park | Invite | 4.8 | 786 | 2% | 10% | | 1% | 85% |
| | Open | 4.7 | 58 | 2% | 10% | | 2% | 81% |
| Berthoud Bike Park | Invite | 4.5 | 795 | 4% | 15% | | 3% | 72% |
| | Open | 4.0 | 59 | 3% | 19% | | 10% | 53% |
| Bein Park & Athletic Field | Invite | 4.1 | 794 | 7% | 24% | | 7% | 53% |
| | Open | 3.5 | 60 | 5% | 35% | | 18% | 28% |
| Pioneer Park | Invite | 4.0 | 797 | 6% | 39% | | 7% | 40% |
| | Open | 3.8 | 60 | 5% | 62% | | 3% | 17% |
| Town Park | Invite | 3.8 | 778 | 9% | 43% | | 5% | 30% |
| | Open | 3.7 | 59 | 8% | 44% | | 7% | 25% |
| HOA/Metro District Parks | Invite | 3.7 | 782 | 11% | 16% | | 15% | 48% |
| | Open | 3.8 | 60 | 10% | 15% | | 17% | 52% |
| Berthoud Reservoir Park & Open Space | Invite | 3.5 | 811 | 17% | 36% | | 11% | 25% |
| | Open | 3.4 | 62 | 13% | 37% | | 15% | 23% |
| Berthoud Recreation Trails | Invite | 3.1 | 798 | 19% | 22% | | 24% | 26% |
| | Open | 3.2 | 62 | 16% | 32% | | 18% | 19% |
| Berthoud Recreation Center | Invite | 3.0 | 816 | 16% | 25% | | 28% | 22% |
| | Open | 2.5 | 62 | 15% | 21% | | 37% | 11% |
| Waggenger Farm Park | Invite | 3.0 | 803 | 22% | 27% | | 21% | 16% |
| | Open | 2.6 | 62 | 18% | 24% | | 29% | 6% |
| Other: (specify) | Invite | 3.9 | 140 | 6% | 8% | | 19% | 62% |
| | Open | 3.4 | 9 | 22% | | | 11% | 44% |

Source: RRC

Berthoud Parks, Open Space, Recreation and Trails Survey 2024



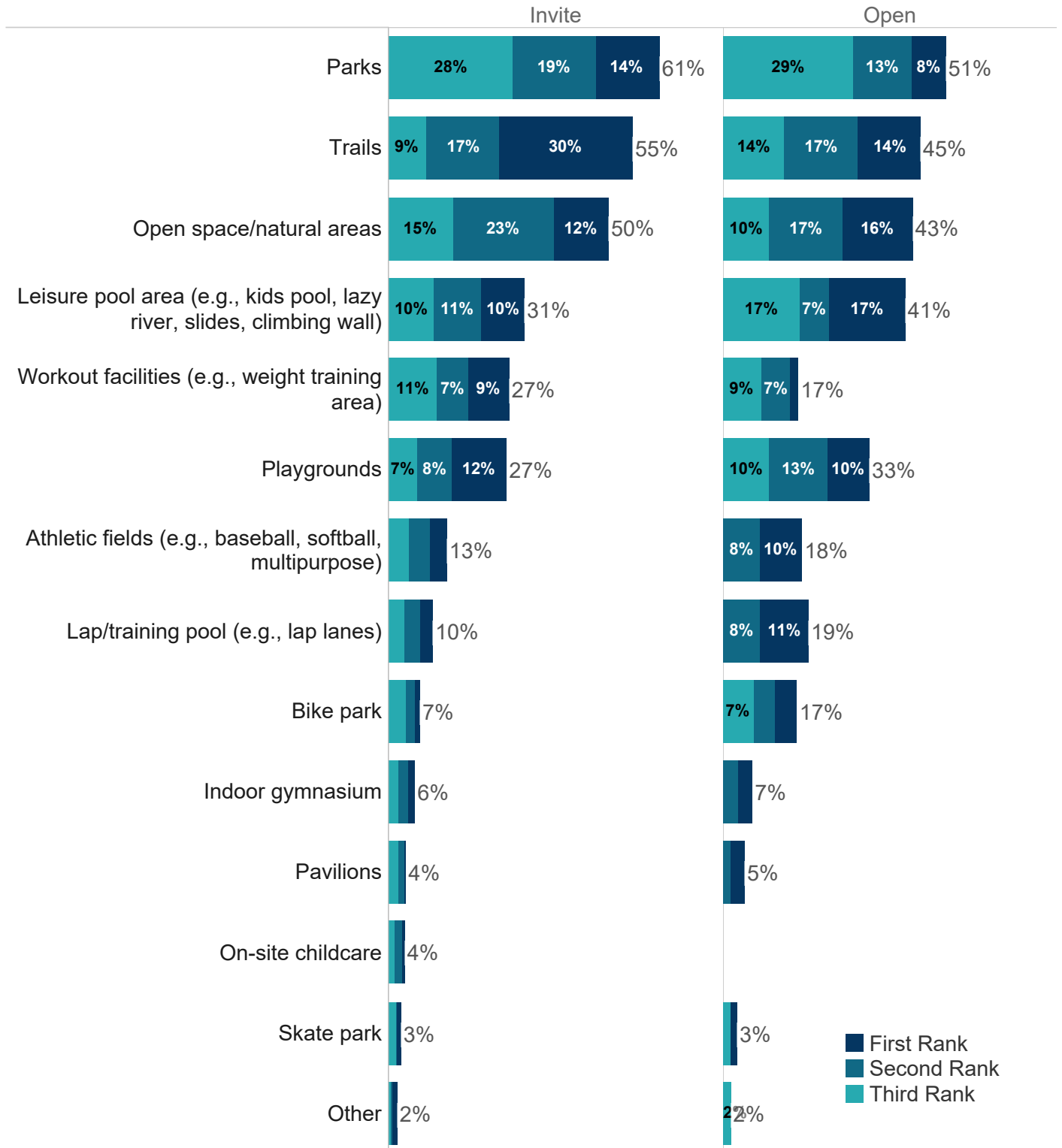
| | | Invite | Open |
|--|--|--------|------|
| Q 7: Below is an additional list of the Town of Berthoud Parks, Open Space and Trails. Which of the following have you visited in the past 12 months? | Fickel Park | 72% | 82% |
| | Berthoud Dog Park | 25% | 28% |
| | Hillsdale Park | 23% | 23% |
| | Roberts Lake | 19% | 23% |
| | None of the above | 19% | 10% |
| | Railroad Park | 12% | 12% |
| | Collins Park | 7% | 17% |
| | Don't know | 4% | |
| | n= | 836 | 60 |
| Q 8: Which of the following amenities does your household use when visiting the Town of Berthoud Parks and Recreation facilities? | Trails | 72% | 56% |
| | Open space/natural areas | 68% | 59% |
| | Parks | 68% | 59% |
| | Leisure pool area (e.g., kids pool, lazy river, slides, climbing wall) | 50% | 54% |
| | Workout facilities (e.g., weight training area) | 45% | 40% |
| | Playgrounds | 43% | 56% |
| | Athletic courts (e.g., basketball, tennis, volleyball, pickleball) | 40% | 51% |
| | Indoor gymnasium | 32% | 37% |
| | Athletic fields (e.g., baseball, softball, multipurpose) | 28% | 49% |
| | Pavilions | 26% | 27% |
| | Lap/training pool (e.g., lap lanes) | 24% | 33% |
| | Bike park | 21% | 32% |
| | Skate park | 11% | 13% |
| | On-site childcare | 9% | 5% |
| | Other: | 4% | 2% |
| | n= | 794 | 63 |

Source: RRC

Berthoud Parks, Open Space, Recreation and Trails Survey 2024



Q 9: From the list above, which amenities are most important to your household?



Source: RRC

Berthoud Parks, Open Space, Recreation and Trails Survey 2024



Q 11: Please rate how important the following current amenities are to your household. Please provide an answer even if you have not used the amenity.

| Rating Category | src | Avg. | n= | 1 - Not at all important | 2 | 3 | 4 | 5 - Very important |
|--|--------|------|-----|--------------------------|-----|---|-----|--------------------|
| Trails | Invite | 4.3 | 798 | 5% | 3% | | 17% | 65% |
| | Open | 4.2 | 58 | 3% | 5% | | 24% | 52% |
| Parks | Invite | 4.3 | 788 | 4% | 2% | | 25% | 57% |
| | Open | 4.2 | 58 | 2% | 3% | | 26% | 48% |
| Aquatic facilities (pools in Berthoud Rec. Center) | Invite | 3.6 | 790 | 14% | 11% | | 19% | 38% |
| | Open | 3.9 | 60 | 10% | 10% | | 17% | 52% |
| Playgrounds | Invite | 3.3 | 774 | 24% | 10% | | 18% | 33% |
| | Open | 4.0 | 58 | 3% | 12% | | 19% | 48% |
| Programs Youth (youth sports, aquatic classes, etc.) | Invite | 3.0 | 774 | 34% | 10% | | 14% | 31% |
| | Open | 3.5 | 59 | 22% | 7% | | 15% | 41% |
| Programs Adult (sports, Active Adult Travel, etc.) | Invite | 2.8 | 774 | 24% | 19% | | 16% | 17% |
| | Open | 2.9 | 59 | 20% | 24% | | 19% | 17% |
| Athletic fields (soccer, flag football, etc.) | Invite | 2.8 | 780 | 29% | 18% | | 16% | 18% |
| | Open | 3.1 | 59 | 24% | 10% | | 19% | 25% |
| Community gardens | Invite | 2.7 | 774 | 26% | 19% | | 14% | 13% |
| | Open | 2.7 | 60 | 23% | 20% | | 18% | 8% |
| Pickleball Courts | Invite | 2.7 | 773 | 33% | 17% | | 11% | 19% |
| | Open | 2.5 | 59 | 37% | 19% | | 12% | 14% |
| Ball fields (baseball/softball, etc.) | Invite | 2.5 | 766 | 33% | 24% | | 10% | 15% |
| | Open | 2.8 | 58 | 28% | 10% | | 21% | 12% |
| Bike Park | Invite | 2.4 | 771 | 40% | 17% | | 13% | 11% |
| | Open | 2.7 | 59 | 29% | 24% | | 17% | 15% |
| Outdoor basketball courts | Invite | 2.2 | 763 | 40% | 21% | | 9% | 8% |
| | Open | 2.3 | 58 | 38% | 19% | | 19% | 3% |
| Tennis courts | Invite | 2.2 | 769 | 43% | 22% | | 9% | 8% |
| | Open | 2.0 | 58 | 48% | 19% | | 9% | 2% |
| Skate parks | Invite | 1.8 | 768 | 57% | 19% | | 6% | 6% |
| | Open | 1.9 | 58 | 52% | 19% | | 5% | 5% |
| Other: (specify) | Invite | 3.3 | 121 | 33% | 3% | | 6% | 47% |
| | Open | 4.3 | 7 | 14% | | | 14% | 71% |

Source: RRC

Berthoud Parks, Open Space, Recreation and Trails Survey 2024



Q 12: Please rate how you think the following current amenities are meeting the needs of the Berthoud community. Please provide an answer even if you have not used the amenity.

| Rating Category | src | Avg. | n= | 1 - Not at all | 2 | 3 | 4 | 5 - Completely |
|--|--------|------|-----|----------------|-----|---|-----|----------------|
| Bike Park | Invite | 4.4 | 476 | 2% | 3% | | 21% | 62% |
| | Open | 4.5 | 42 | | | | 31% | 60% |
| Pickleball Courts | Invite | 4.4 | 459 | 3% | 2% | | 21% | 61% |
| | Open | 4.5 | 40 | | | | 35% | 55% |
| Skate parks | Invite | 4.2 | 390 | 3% | 4% | | 22% | 55% |
| | Open | 4.4 | 31 | | | | 32% | 52% |
| Athletic fields (soccer, flag football, etc.) | Invite | 4.1 | 491 | 2% | 4% | | 30% | 44% |
| | Open | 4.0 | 44 | 2% | 9% | | 30% | 41% |
| Playgrounds | Invite | 4.0 | 563 | 1% | 4% | | 31% | 39% |
| | Open | 3.8 | 49 | | 10% | | 39% | 27% |
| Parks | Invite | 4.0 | 643 | 1% | 5% | | 36% | 36% |
| | Open | 3.8 | 52 | | 4% | | 42% | 23% |
| Programs Youth (youth sports, aquatic classes, etc.) | Invite | 4.0 | 429 | 2% | 5% | | 33% | 36% |
| | Open | 3.6 | 44 | | 11% | | 32% | 18% |
| Ball fields (baseball/softball, etc.) | Invite | 3.9 | 456 | 5% | 8% | | 27% | 39% |
| | Open | 3.4 | 42 | 2% | 26% | | 29% | 19% |
| Tennis courts | Invite | 3.9 | 385 | 4% | 8% | | 24% | 39% |
| | Open | 3.4 | 33 | 6% | 21% | | 21% | 27% |
| Outdoor basketball courts | Invite | 3.9 | 413 | 2% | 7% | | 29% | 38% |
| | Open | 3.8 | 35 | 3% | 9% | | 31% | 31% |
| Aquatic facilities (pools in Berthoud Rec. Center) | Invite | 3.8 | 620 | 4% | 11% | | 26% | 37% |
| | Open | 2.9 | 54 | 15% | 35% | | 19% | 19% |
| Programs Adult (sports, Active Adult Travel, etc.) | Invite | 3.8 | 417 | 2% | 7% | | 29% | 33% |
| | Open | 3.7 | 35 | 3% | 6% | | 29% | 26% |
| Trails | Invite | 3.6 | 636 | 5% | 14% | | 26% | 27% |
| | Open | 3.1 | 49 | 12% | 12% | | 27% | 12% |
| Community gardens | Invite | 3.4 | 420 | 8% | 12% | | 22% | 24% |
| | Open | 3.4 | 30 | 7% | 13% | | 33% | 17% |
| Other: (specify) | Invite | 2.7 | 80 | | 14% | | 7% | |
| | Open | 2.7 | 6 | | 33% | | | |

Source: RRC

Berthoud Parks, Open Space, Recreation and Trails Survey 2024



Q 13: How much do you agree that the town should continue to develop new Parks, Open Space, Recreation, and Trails amenities using available town funds or bonds.

| src | Avg. | n= | Strongly disagree 1 | 2 | 3 | 4 | Strongly agree 5 |
|--------|------|-----|------------------------|----|----|-----|---------------------|
| Invite | 4.5 | 800 | 5% | 2% | 6% | 12% | 76% |
| Open | 4.4 | 54 | 6% | 4% | 4% | 15% | 72% |

| | | Invite | Open |
|--|---------------------------------|----------------------------|----------------------------|
| Q 14: The Town of Berthoud is choosing a new name for the property currently known as Richardson Farm. This property is located on the north side of the Loveland Reservoir and is more than 50 acres. Planned amenities on site include a baseball/softball field complex, a feature playground, and an aquatic park. While this survey will not determine the final name, we value your input greatly. Which of the following names, which are under consideration from a committee-developed list, would you prefer? | Mountain Vista Park | <div><div></div></div> 30% | <div><div></div></div> 35% |
| | Berthoud Community Park | <div><div></div></div> 24% | <div><div></div></div> 18% |
| | Eagle Ridge Park | <div><div></div></div> 17% | <div><div></div></div> 20% |
| | Reservoir Ridge Park | <div><div></div></div> 16% | <div><div></div></div> 8% |
| | Grassroots Park | <div><div></div></div> 6% | <div><div></div></div> 2% |
| | Handy Park | <div><div></div></div> 3% | <div><div></div></div> 2% |
| | Other: | <div><div></div></div> 4% | <div><div></div></div> 14% |
| | n= | 782 | 49 |
| Q 15: The future park at Richardson Farm would include multiple ballfields, do you have a preference for artificial/synthetic turf or grass as a playing surface? | Strongly prefer grass | <div><div></div></div> 27% | <div><div></div></div> 35% |
| | Somewhat prefer grass | <div><div></div></div> 16% | <div><div></div></div> 4% |
| | Neutral/No preference | <div><div></div></div> 39% | <div><div></div></div> 35% |
| | Somewhat prefer artificial turf | <div><div></div></div> 10% | <div><div></div></div> 17% |
| | Strongly prefer artificial turf | <div><div></div></div> 8% | <div><div></div></div> 10% |
| | n= | 806 | 52 |

Source: RRC

Berthoud Parks, Open Space, Recreation and Trails Survey 2024



Q 16: Please tell us how important each of the amenities below would be to include in future Berthoud Parks, Open Space, Recreation, and Trails Planning over the next 5

| Rating Category | src | Avg. | n= | 1 - Not at all important | 2 | 3 | 4 | 5 - Very important |
|---|--------|------|-----|--------------------------|-----|---|-----|--------------------|
| Natural areas | Invite | 4.5 | 784 | 2% | 1% | | 14% | 73% |
| | Open | 4.3 | 55 | 4% | 5% | | 22% | 60% |
| Bike/running trails | Invite | 4.4 | 766 | 3% | 3% | | 17% | 67% |
| | Open | 4.1 | 54 | 7% | 4% | | 20% | 56% |
| Outdoor pool | Invite | 4.2 | 743 | 5% | 4% | | 22% | 57% |
| | Open | 4.2 | 55 | 9% | | | 11% | 65% |
| Lap lanes for exercise | Invite | 4.0 | 744 | 6% | 7% | | 27% | 43% |
| | Open | 3.9 | 51 | 10% | 8% | | 20% | 49% |
| Picnic area | Invite | 3.9 | 774 | 5% | 7% | | 30% | 39% |
| | Open | 3.6 | 52 | 6% | 10% | | 31% | 27% |
| Amphitheater – Performing arts / Music stage | Invite | 3.9 | 767 | 8% | 5% | | 27% | 44% |
| | Open | 3.4 | 52 | 12% | 17% | | 31% | 23% |
| Playground | Invite | 3.8 | 744 | 10% | 6% | | 24% | 41% |
| | Open | 3.7 | 51 | 10% | 10% | | 12% | 43% |
| Leisure pool with gentle slope entry for walking | Invite | 3.7 | 731 | 9% | 9% | | 24% | 37% |
| | Open | 3.4 | 51 | 20% | 4% | | 29% | 27% |
| Shallow pool for infants or toddlers | Invite | 3.7 | 727 | 12% | 10% | | 20% | 42% |
| | Open | 3.6 | 52 | 13% | 12% | | 17% | 42% |
| Lap lanes for swim team and competitions (6 lanes) | Invite | 3.7 | 713 | 12% | 10% | | 19% | 41% |
| | Open | 4.0 | 52 | 13% | 2% | | 17% | 54% |
| Water slides | Invite | 3.7 | 724 | 10% | 9% | | 25% | 35% |
| | Open | 3.5 | 51 | 16% | 8% | | 29% | 31% |
| Multipurpose athletic fields | Invite | 3.7 | 696 | 9% | 6% | | 28% | 32% |
| | Open | 3.5 | 46 | 9% | 11% | | 39% | 20% |
| Lazy river | Invite | 3.6 | 734 | 9% | 8% | | 28% | 30% |
| | Open | 3.3 | 51 | 20% | 8% | | 25% | 27% |
| Water sprays with interactive play features | Invite | 3.6 | 726 | 11% | 9% | | 26% | 32% |
| | Open | 3.3 | 53 | 21% | 17% | | 21% | 32% |
| Indoor pool | Invite | 3.6 | 729 | 14% | 10% | | 21% | 37% |
| | Open | 3.1 | 52 | 33% | 12% | | 4% | 40% |
| Area with deep water for diving, water polo, etc. | Invite | 3.5 | 708 | 11% | 10% | | 23% | 32% |
| | Open | 3.8 | 52 | 13% | 8% | | 17% | 50% |

Source: RRC

Berthoud Parks, Open Space, Recreation and Trails Survey 2024



Q 16: Please tell us how important each of the amenities below would be to include in future Berthoud Parks, Open Space, Recreation, and Trails Planning over the next 5

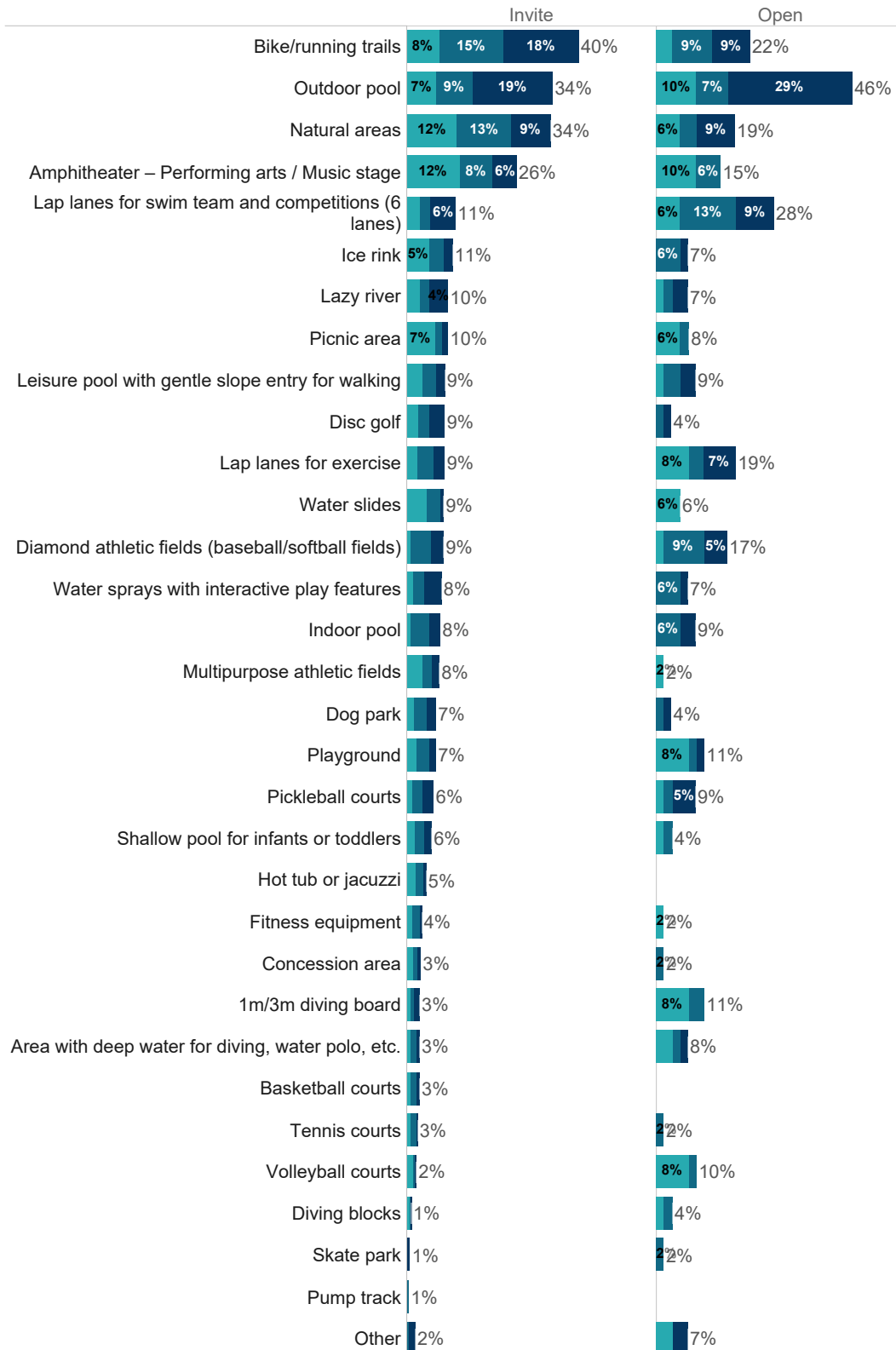
| Rating Category | src | Avg. | n= | 1 - Not at all important | 2 | 3 | 4 | 5 - Very important |
|---|--------|------|-----|--------------------------|-----|---|-----|--------------------|
| Hot tub or jacuzzi | Invite | 3.5 | 732 | 15% | 10% | | 23% | 32% |
| | Open | 3.2 | 52 | 19% | 15% | | 8% | 35% |
| Fitness equipment | Invite | 3.4 | 729 | 9% | 13% | | 25% | 23% |
| | Open | 2.8 | 51 | 24% | 18% | | 20% | 12% |
| Concession area | Invite | 3.3 | 727 | 15% | 14% | | 23% | 24% |
| | Open | 3.0 | 52 | 19% | 13% | | 13% | 21% |
| Diamond athletic fields (baseball/softball fields) | Invite | 3.3 | 680 | 15% | 12% | | 24% | 24% |
| | Open | 3.3 | 46 | 20% | 2% | | 28% | 24% |
| Dog park | Invite | 3.2 | 743 | 19% | 17% | | 18% | 27% |
| | Open | 2.8 | 53 | 32% | 8% | | 11% | 19% |
| Basketball courts | Invite | 3.2 | 664 | 15% | 14% | | 22% | 21% |
| | Open | 2.8 | 44 | 20% | 14% | | 23% | 7% |
| Volleyball courts | Invite | 3.1 | 690 | 15% | 15% | | 22% | 16% |
| | Open | 3.0 | 47 | 21% | 17% | | 30% | 15% |
| Ice rink | Invite | 3.0 | 717 | 22% | 15% | | 22% | 18% |
| | Open | 2.7 | 48 | 29% | 21% | | 17% | 15% |
| Disc golf | Invite | 3.0 | 711 | 20% | 15% | | 22% | 15% |
| | Open | 2.7 | 54 | 24% | 19% | | 17% | 11% |
| Pickleball courts | Invite | 3.0 | 696 | 22% | 15% | | 17% | 20% |
| | Open | 2.4 | 47 | 38% | 19% | | 17% | 9% |
| Diving blocks | Invite | 3.0 | 664 | 21% | 18% | | 18% | 21% |
| | Open | 3.6 | 49 | 18% | 8% | | 27% | 37% |
| 1m/3m diving board | Invite | 3.0 | 668 | 26% | 11% | | 20% | 19% |
| | Open | 3.4 | 51 | 20% | 10% | | 16% | 37% |
| Tennis courts | Invite | 2.8 | 685 | 23% | 18% | | 16% | 14% |
| | Open | 2.3 | 48 | 35% | 15% | | 15% | 2% |
| Pump track | Invite | 2.5 | 542 | 30% | 21% | | 11% | 11% |
| | Open | 2.3 | 40 | 48% | 5% | | 18% | 8% |
| Skate park | Invite | 2.2 | 663 | 39% | 22% | | 9% | 7% |
| | Open | 2.1 | 49 | 47% | 20% | | 8% | 6% |
| Other (specify:) | Invite | 4.1 | 76 | 15% | 6% | | 1% | 74% |
| | Open | 5.0 | 5 | | | | | 100% |

Source: RRC

**Berthoud Parks, Open Space,
Recreation and Trails Survey 2024**



Q 17: Which three spaces/amenities would be MOST important to add to the community as a whole?

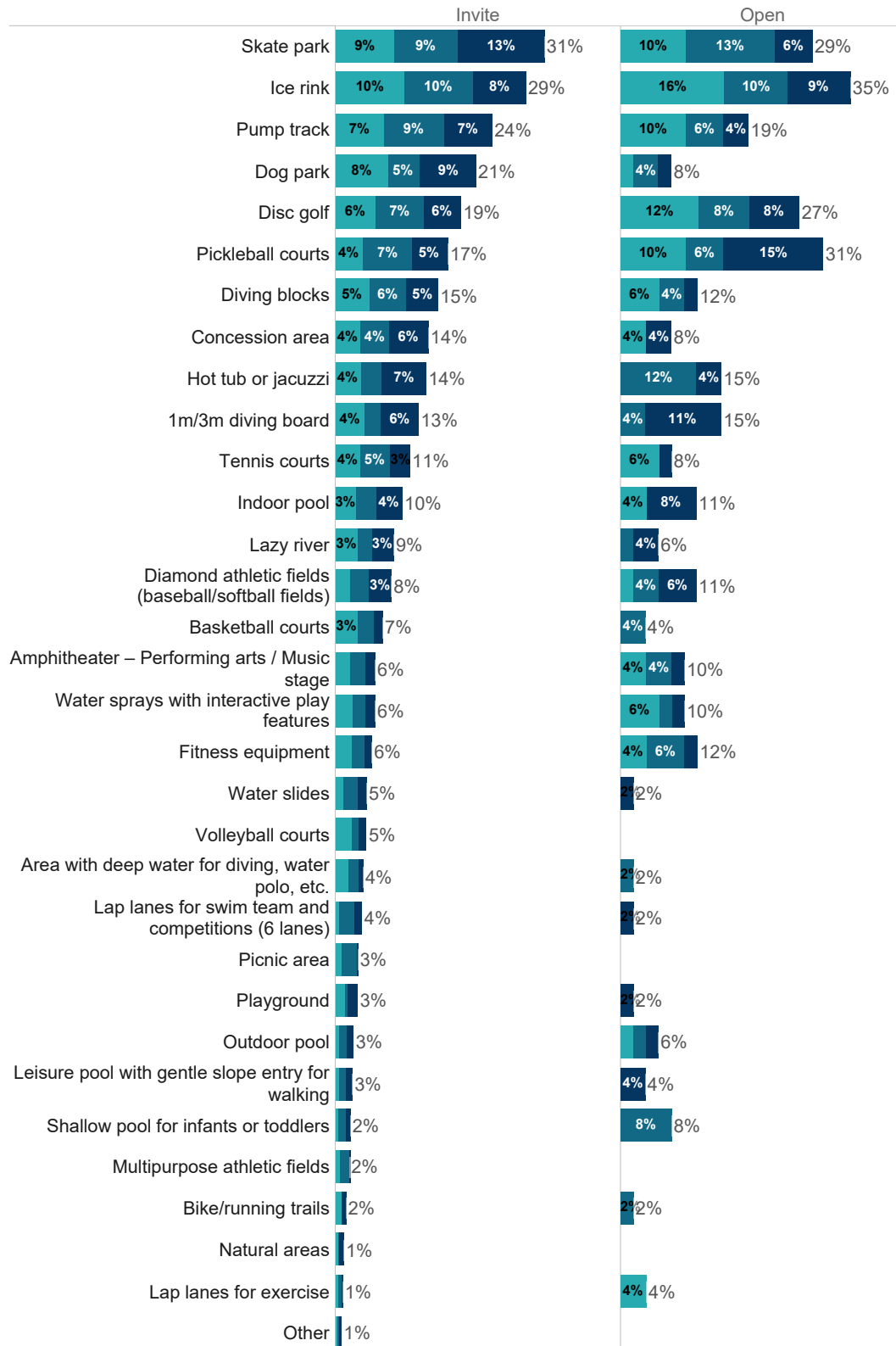


Source: RRC

**Berthoud Parks, Open Space,
Recreation and Trails Survey 2024**



Q 18: Which three spaces/amenities would be LEAST important to add to the community as a whole?

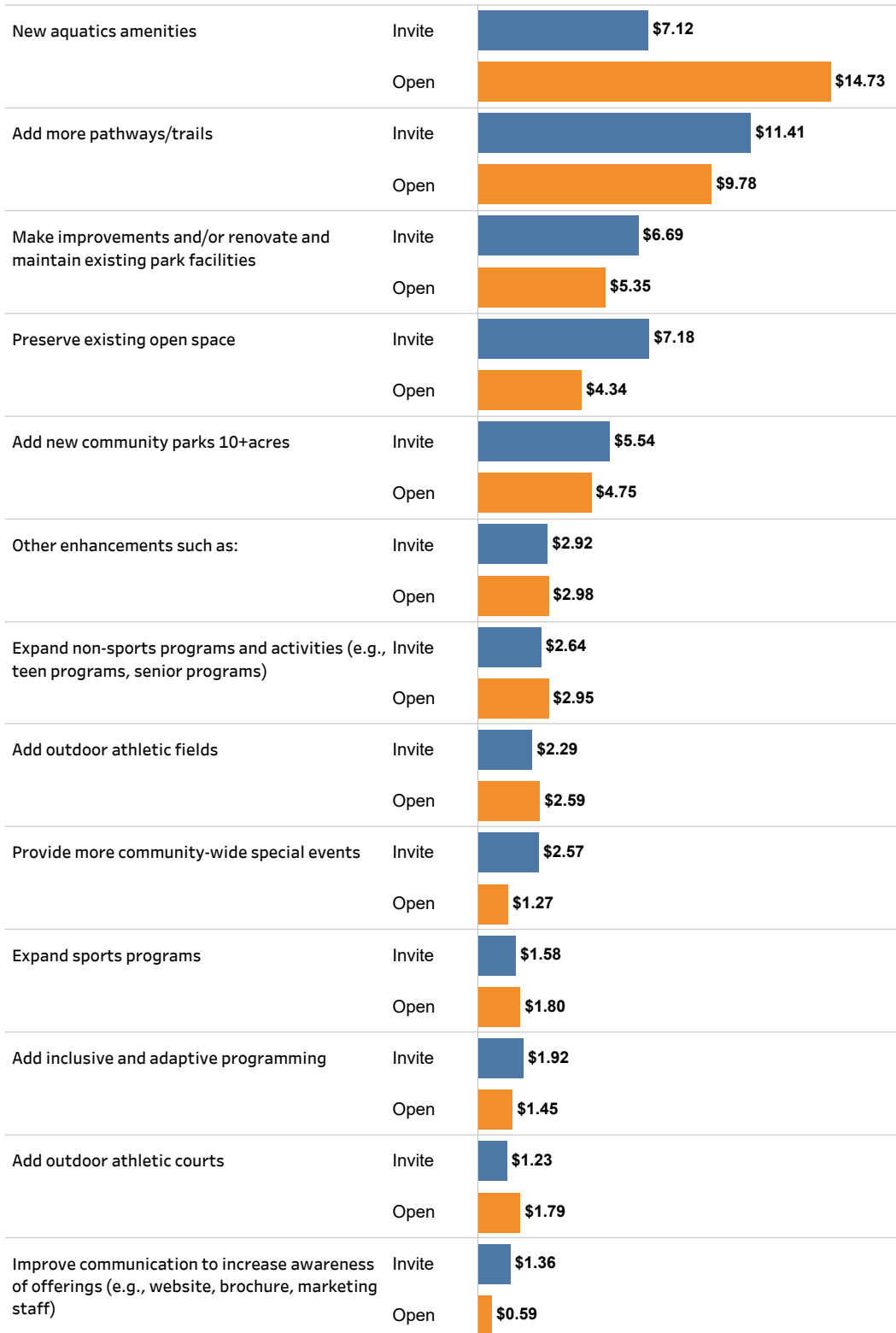


Source: RRC

**Berthoud Parks, Open Space,
Recreation and Trails Survey 2024**



Q 20: With \$5 increments being the smallest amount you might use, if you had \$100 to spend on parks and recreation facilities, services and/or programs, how would you allocate that \$100 across the following categories?



Source: RRC

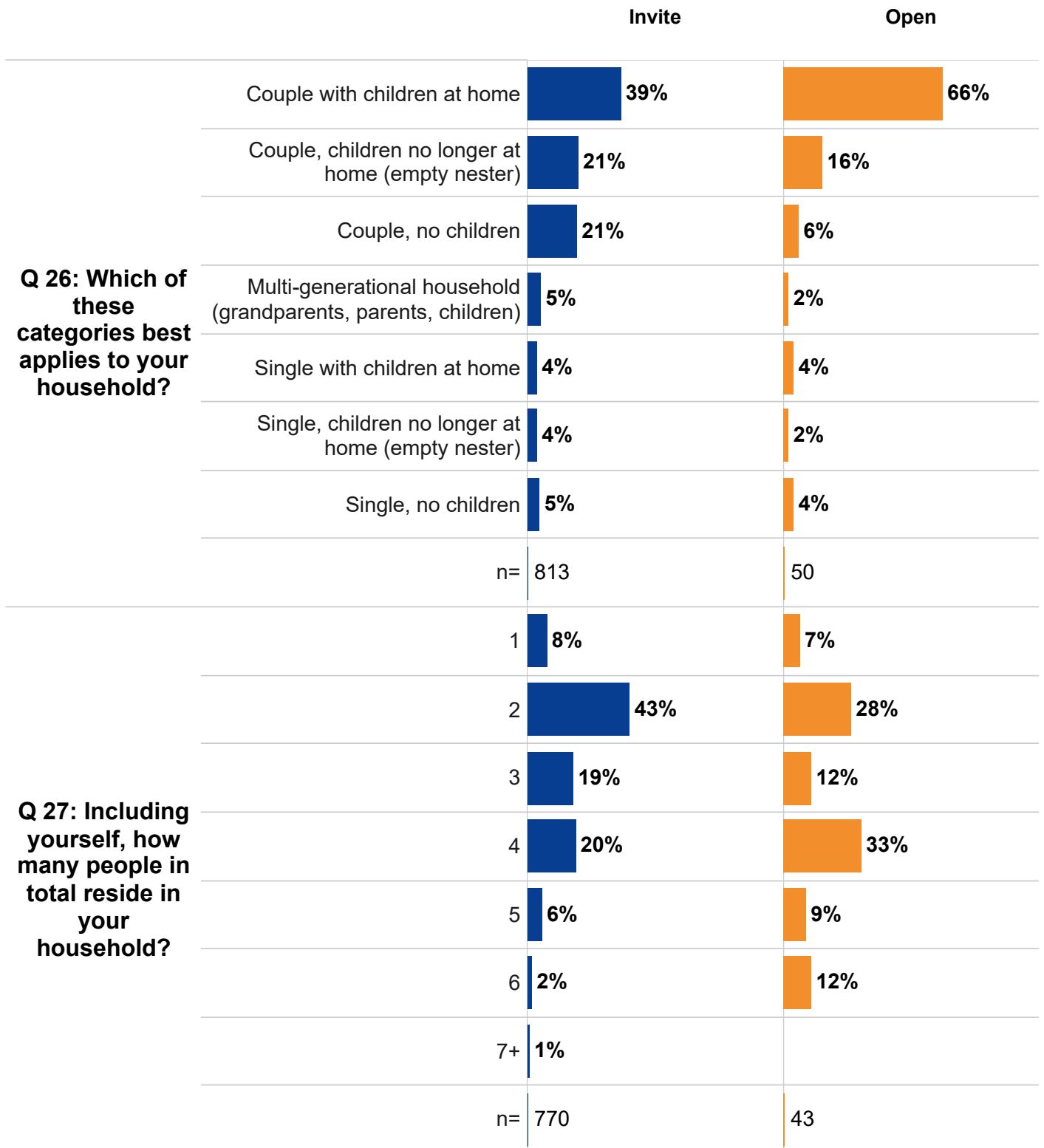
Berthoud Parks, Open Space, Recreation and Trails Survey 2024



| | | Invite | Open |
|---|---|--------|------|
| Q 22: What is the best way to reach you with information on parks and recreation facilities, services, and programs? | Town of Berthoud newsletter | 59% | 40% |
| | Email from the Town | 54% | 49% |
| | Internet/Town website | 38% | 38% |
| | Social networking (e.g., Twitter (X), Facebook) | 36% | 67% |
| | Recreation brochure | 35% | 22% |
| | At the recreation facilities/program location | 21% | 29% |
| | Local media (TV, radio, newspaper) | 16% | 5% |
| | School flyers | 7% | 16% |
| | Word of mouth | 9% | 11% |
| | Other (Please specify:) | 5% | 4% |
| | n= | 816 | 55 |
| Q 24: Please indicate the gender with which you identify: | Female | 49% | 69% |
| | Male | 47% | 23% |
| | I prefer to identify as: | 1% | 2% |
| | Prefer not to answer | 3% | 6% |
| | n= | 817 | 52 |
| Q 25: What is your age? | Under 25 | 1% | 2% |
| | 25 - 34 | 24% | 6% |
| | 35 - 44 | 22% | 37% |
| | 45 - 54 | 20% | 31% |
| | 55 - 64 | 18% | 8% |
| | 65 - 74 | 11% | 14% |
| | 75 or over | 4% | 2% |
| | n= | 817 | 51 |

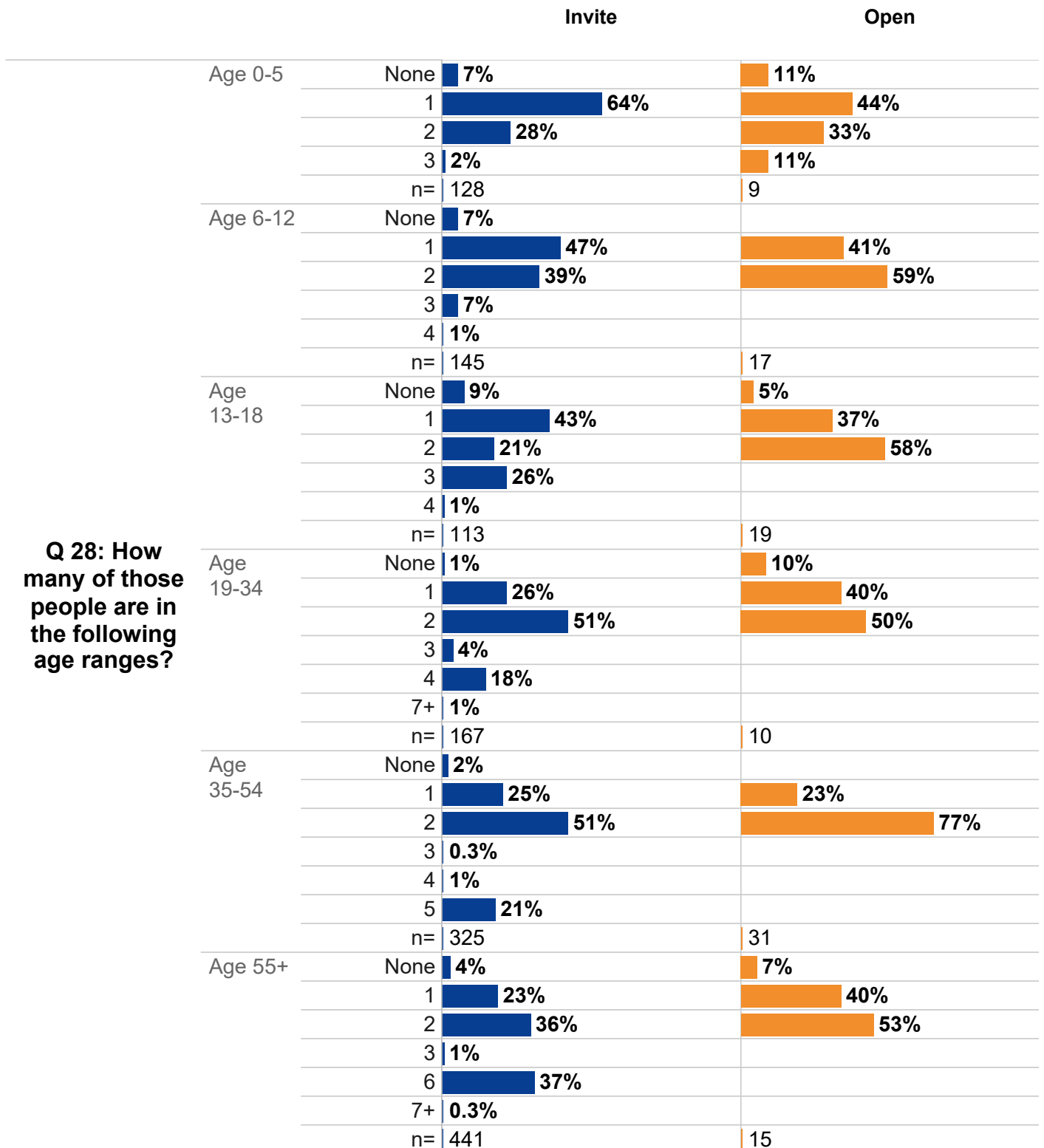
Source: RRC

Berthoud Parks, Open Space, Recreation and Trails Survey 2024



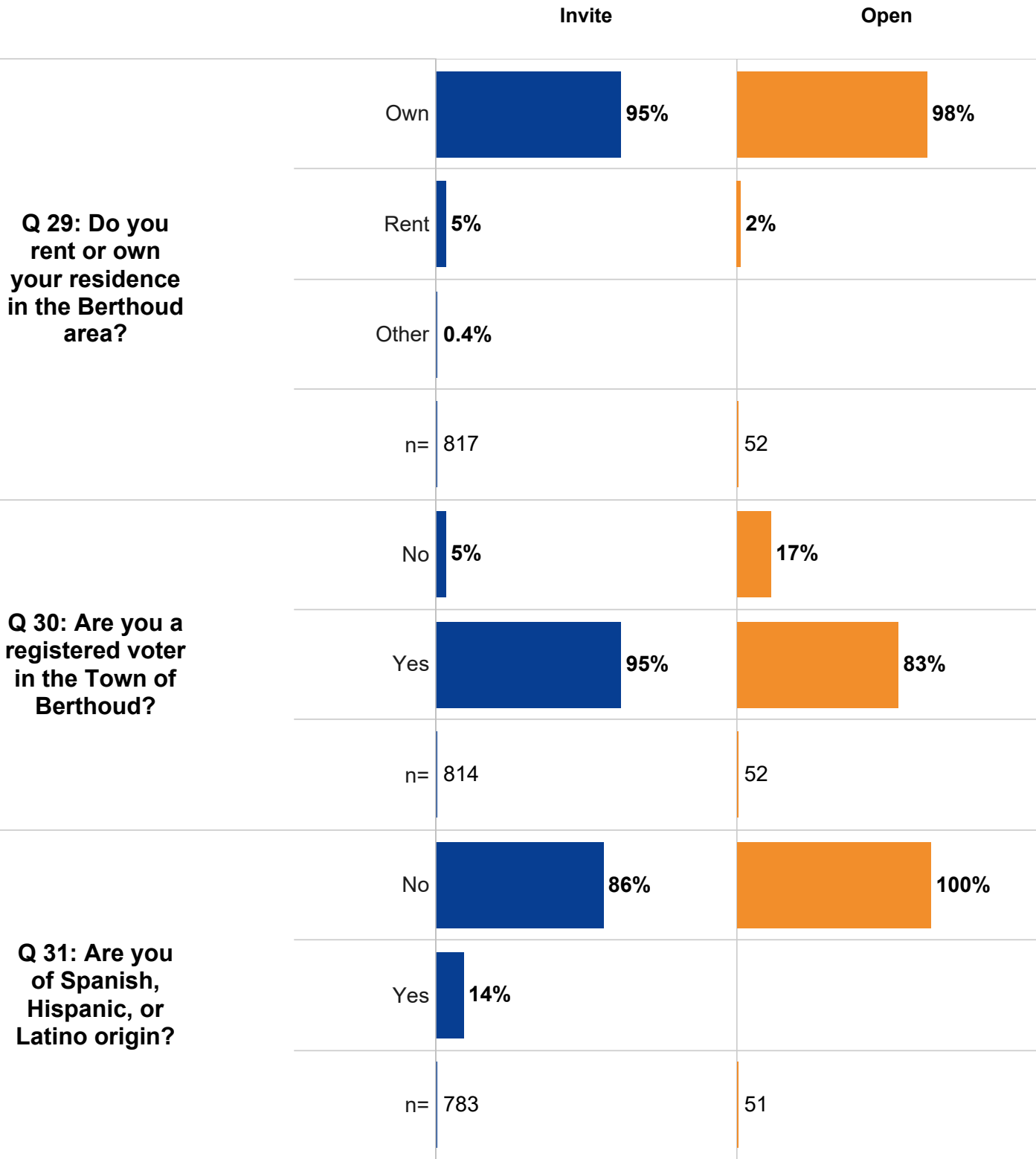
Source: RRC

Berthoud Parks, Open Space, Recreation and Trails Survey 2024

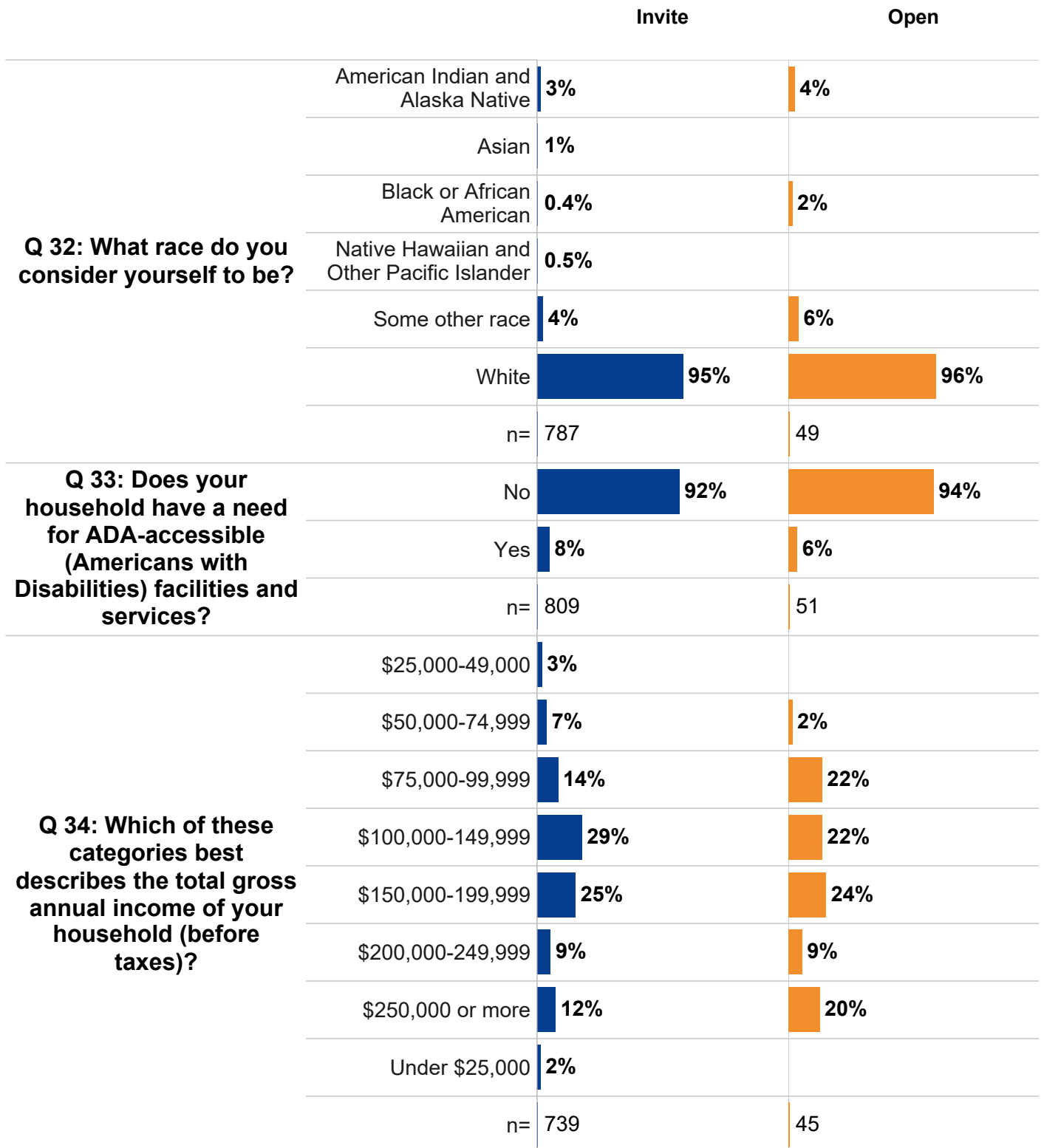


Source: RRC

**Berthoud Parks, Open Space,
Recreation and Trails Survey 2024**



Berthoud Parks, Open Space, Recreation and Trails Survey 2024



Source: RRC